



District Report Card: 2017


State: Jammu And Kashmir	District: Kargil
Class: 5	Subject: EVS
Schools: 32	Students: 228


Participation/Coverage


Students

<div>GENDER</div> <div></div>	Boys				Girls			
	Number		%		Number		%	
	82		35.96		146		64.04	

<div>AREA</div> <div></div>	Rural				Urban			
	Number		%		Number		%	
	214		93.86		14		6.14	

<div>CATEGORY</div> <div></div>	SC		ST		OBC		GEN	
	Number	%	Number	%	Number	%	Number	%
	0	0.00	227	99.56	1	0.44	0	0.00

<div>CWSN</div> <div></div>	LD	VI	HI	S&LD	ID	Oth
	2	3	1	2	0	2

<div>Management</div> <div></div>	Government			Government-aided		
	Number		%	Number		%
	228		100.00	0		0.00

Average Performance of Students in EVS (%)

Overall	Gender		Area		Management		Social Group			
	Male	Female	Rural	Urban	Govt.	Aided	SC	ST	OBC	GEN
48.95	46.83	50.14	49.44	41.43	48.95	0.00	0.00	49.07	20.00	0.00

Performance on Learning Outcomes (LOs)

Learning Outcomes	Description	Average Performance(%)
E403	Identifies relationship with and among family members in extended family	45.90
E410	Records observations/experiences/information for objects, activities, phenomena, places visited in different ways and predicts patterns and activities/ phenomena	49.06
E501	Explains the super senses and unusual features (sight, smell, hear, sleep, sound, etc.) of animals and their responses to light, sound, food etc.	35.09
E503	Describes the interdependence among animals, plants and humans	46.05
E504	Explains the role and functions of different institutions in daily life (Bank, Panchayat, cooperatives, police station, etc.)	55.92
E505	Establishes linkages among terrain, climate, resources (food, water, shelter, livelihood) and cultural life. (e.g. life in distant/difficult areas like hot/cold deserts)	44.34
E506	Groups objects, materials, activities for features/properties such as shape, taste, color , texture, sound, traits etc.	33.02
E507	Traces the changes in practices, customs, techniques of past and present through coins, paintings, monuments, museum etc. and interacting with elders	50.82
E508	Guesses (properties, conditions of phenomena), estimates spatial quantities (distance, area, volume, weight etc.) and time in simple standard units and verifies using simple tools/set ups	54.63
E509	Records observations/experiences/information in an organized manner (e.g. in tables/ sketches/ bar graphs/ pie charts) and predicts patterns in activities/phenomena (e.g. floating, sinking, mixing, evaporation , germination , spoilage) to establish relation between cause and effect.	44.42
E510	Identifies signs, directions, location of different objects/landmarks of a locality /place visited in maps and predicts directions w.r.t. positions at different places for a location	46.72
E512	Voices opinions on issues observed/experienced and relates practices /happenings to larger issues of society	48.11
E513	Suggests ways for hygiene, health, managing waste, disaster/emergency situations and protecting/saving resources	59.71

Range of Performance of Students who Answered Correctly							
Below 30%		30% - 50%		50% - 75%		Above 75%	
Number	%	Number	%	Number	%	Number	%
56	24.56	60	26.32	74	32.46	38	16.67

Lowest Performing Learning Outcomes (LOs)

1 - Groups objects, materials, activities for features/properties such as shape, taste, color , texture, sound, traits etc. (33.02)

2 - Explains the super senses and unusual features (sight, smell, hear, sleep, sound, etc.) of animals and their responses to light, sound, food etc. (35.09)

3 - Establishes linkages among terrain, climate, resources (food, water, shelter, livelihood) and cultural life. (e.g. life in distant/difficult areas like hot/cold deserts) (44.34)

4 - Records observations/experiences/information in an organized manner (e.g. in tables/ sketches/ bar graphs/ pie charts) and predicts patterns in activities/phenomena (e.g. floating, sinking, mixing, evaporation , germination , spoilage) to establish relation between cause and effect. (44.42)

5 - Identifies relationship with and among family members in extended family (45.90)